
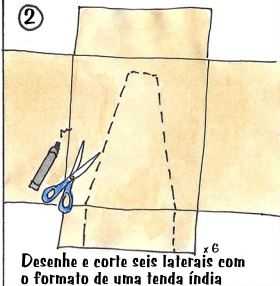


felix Como fazer uma tenda índia


① Vai precisar de ...




②



③ Junte todas as peças laterais para montar a tenda




④ Corte uma abertura triangular para a entrada e pinte a tenda




⑤ Faça formas com o papel de seda

Corte as formas escolhidas no papel de seda colorido e junte-as com a cola



⑥



Decore a tenda com o papel de seda e adicione os pauzinhos no cimo