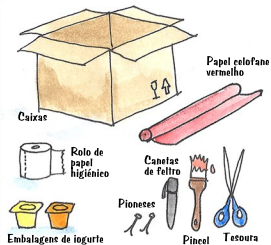



BRUNNEN felix. Como fazer um carro

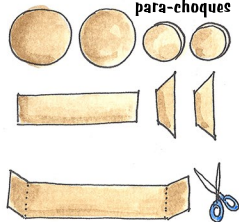
① Vai precisar de ...




② Corte uma abertura na Caixa e recorte os faróis do carro




③ Corte peças para as rodas, a traseira do carro e o para-choques



④ Pinte o corpo do carro, o tubo de escape, as rodas e o para-choques



⑤ Monte e cole todas as partes



⑥ Decore!

